

Capital Project Update – September 2023

Strategic Alignment - Thriving Communities

Public

Tuesday, 17 October 2023

Infrastructure and Public Works Committee

Program Contact:

Mark Goudge, Associate Director
Infrastructure

Approving Officer:

Tom McCready, Director City
Services

EXECUTIVE SUMMARY

This report provides a summary view of the Capital Works Program delivery and financial performance as of 30 September 2023 including a snapshot of headline projects either complete or in progress, future procurement activities and upcoming community consultation and engagement activities.

The Infrastructure Program will present a monthly report to the Infrastructure & Public Works Committee reflecting the previous monthly performance.

RECOMMENDATION

THAT THE INFRASTRUCTURE AND PUBLIC WORKS COMMITTEE

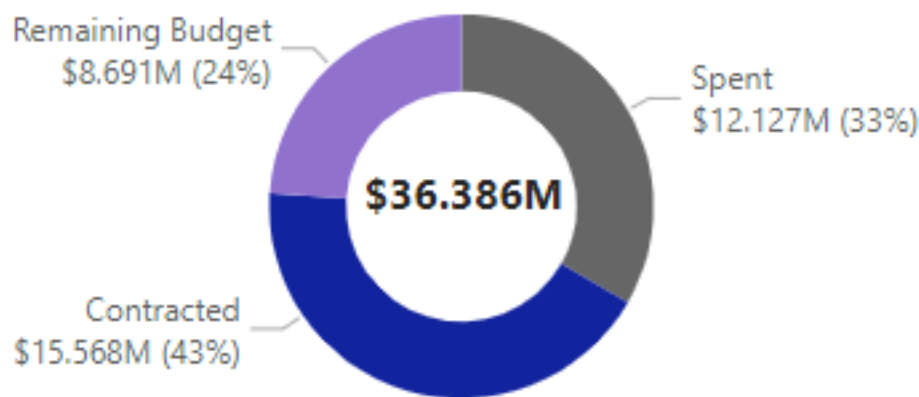
1. Notes the Capital Works Program Update for September 2023 as contained within this report and Attachment A to Item 8.1 on the Agenda for the meeting of the Infrastructure & Public Works Committee held on 17 October 2023.
-

IMPLICATIONS AND FINANCIALS

City of Adelaide 2020-2024 Strategic Plan	Strategic Alignment – Thriving Communities
Policy	Not applicable
Consultation	Consultation to various levels as required for the delivery of each project has or will be undertaken.
Resource	Projects delivered through a combination of Council resources, contract staff and external contractors and suppliers.
Risk / Legal / Legislative	Not applicable
Opportunities	Not applicable
23/24 Budget Allocation	This report tracks capital works performance against the 2023/24 Capital Works budget of \$100.734m.
Proposed 24/25 Budget Allocation	Not as a result of this report
Life of Project, Service, Initiative or (Expectancy of) Asset	Life expectancy of assets varies by asset class.
23/24 Budget Reconsideration (if applicable)	Not as a result of this report
Ongoing Costs (eg maintenance cost)	Ongoing costs for the maintenance of new and/or renewed assets will be factored into future Asset Management and Maintenance Plans, Business Plans and Budgets.
Other Funding Sources	Projects reported on are primarily funded from Councils Capital Budget, however various State and Federal grant funding opportunities have been leveraged against a number of projects.

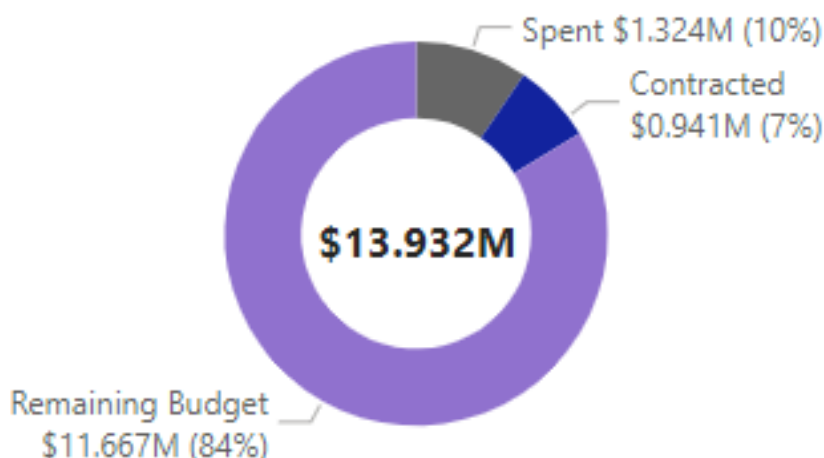
DISCUSSION

1. The total Capital Expenditure Budget for 2023/24 financial year approved by Council is \$100.734m.
2. The Capital Works Program is itemised as follows.
 - 2.1. Major Projects are defined as complex projects identified through Council strategies and plans; the funding allocated within 2023/24 financial period total \$36.386m.
 - 2.2. New and Upgrade Projects are defined as installation of new infrastructure and upgrades to existing infrastructure, identified through Council strategies and plans, the funding allocated within 2023/24 financial period total \$13.932m.
 - 2.3. Renewal Projects are defined as renewals and maintenance works which are aligned to Asset Management Plans and current assets, the funding allocated within 2023/24 financial period total \$50.416m.
3. The monthly Capital Works Update will provide the status of these three capital programs as at the end of each calendar month.
4. Major Projects as at the 30 September 2023 reflects \$12.127m in spend and \$15.568m in contracted works.



5. Example of Major Projects within the category are.
 - 5.1. Central Market Arcade Redevelopment.
 - 5.2. City of Adelaide Bikeways – North / South.
 - 5.3. City Safe CCTV Network Upgrade.
 - 5.4. Rymill Park / Murlawirrapurka (Park 14) Lake Upgrade.
6. Major Project Summary:
 - 6.1 The Central Market Arcade Redevelopment has commenced with demolition works, those works are anticipated to be completed shortly and construction (piling) commencing in Quarter 2.
 - 6.2 Pitt Street project (final section of the Market to Riverbank program) has completed its procurement activity with the construction contract signed and work commencing in Quarter 2.
 - 6.3 Hindley St Main Street Revitalisation project (design) and North-South Bikeway remaining sections (construction) have gone to market with scoped works aimed to commence in Quarter 2.
 - 6.4 Two new projects have been approved by Council during the quarter, namely 218-232 Flinders St and Charles Street streetscape upgrade, which is in design phase.
 - 6.5 City Safe CCTV Network Upgrade under construction with 67% of cameras upgraded to date.

7. New and Upgrade Projects as at the 30 September 2023 reflects \$1.324m in spend and \$0.941m in contracted works.



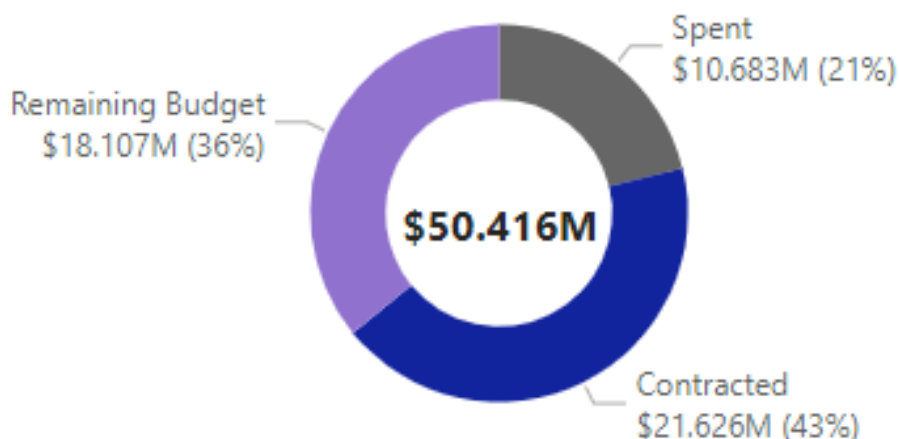
8. Example of New and Upgrade Projects within the category are.

- 8.1. Field Street Improvements.
- 8.2. Torrens Retaining Structure.
- 8.3. Rymill Park / Murlawirrapurka (Park 14) Sustainable Water Supply.
- 8.4. Greener City Streets Program.

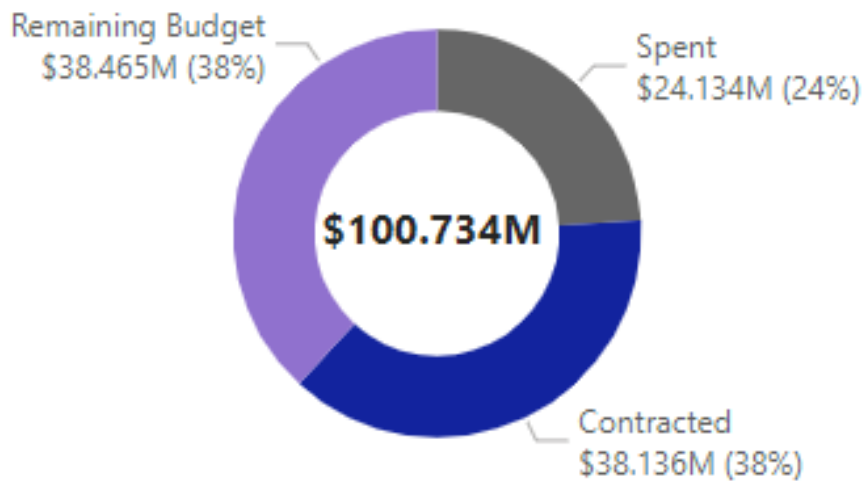
9. New and Upgrade Summary:

- 9.1 Four projects have reached practical completion in Quarter 1, namely Dogs on Leash signage, On Street Parking compliance resourcing, Jeffcott Street /Ward Street Traffic Signal Upgrade project and Place of Reflection.
- 9.2 Traffic Signal Upgrade works at the intersections of Currie St/Morphett St and Morphett St/South Terrace will commence in Quarter 2.
- 9.3 Field Street and the Greener City Streets program have gone to market with contract award and construction commencement expected in Quarter 2.

10. Renewal Projects as at the 30 September 2023 reflects \$10.683m in spend and \$21.626m in contracted works.



11. Example of Renewal Projects within the category are.
 - 11.1. Adelaide Town Hall Facade Conservation Works.
 - 11.2. Jeffcott Street South Renewal Project.
 - 11.3. Parking Meter Solution Renewal.
 - 11.4. Torrens Weir Rehabilitation.
 - 11.5. Road Renewals.
12. Renewal Project Summary:
 - 12.1 Twenty-Five projects have achieved practical completion this quarter, including Wyatt St UPark lift renewals, Town Hall Chiller renewal and several road and footpaths resurfacing projects.
 - 12.2 Several projects have commenced construction, including Adelaide Town Hall Façade Conservation works, Public Lighting LED Renewals, Three Rivers Fountain lighting and the Traffic Signal controller and lantern renewal program.
 - 12.3 Several projects completed their procurement activity this quarter with delivery commencing in Quarter 2/Quarter 3, including Golf Course Horticulture Hub, PC & laptops as well as Network & Security renewals and Irrigation renewal Victoria Square.
 - 12.4 A number of projects are forecasting completion in the next quarter, for example Gawler UPark Façade panel replacement, Francis St stormwater renewals, Bud lighting and switchboard renewals and various road and footpaths renewal projects.
13. There are 403 projects within the approved 2023/24 financial year.
14. Within the 2023/24 Capital Works Program there are currently 88 projects in the Initiate, Concept, and or Detailed Design Phase with a total value of \$ 8.640m.
15. There are 315 projects in the Delivery Phase with a total value of \$ 92.094m.
16. The total expenditure against the Capital Works Program to the end of September 2023 spent \$24.134m with a further \$38.136m contracted, totalling \$62.270m in the first three months.



17. Examples of those works completed or in progress are reflected in **Attachment A - Capital Works Projects in Focus – September 2023**.

18. Summary of commitments and expenditure by asset class for September 2023.

Summary of commitments and expenditure by asset class for September-2023.

Capital Works	No. of Projects	Approved Budget	Commitments	Expenditure	Remaining Budget
Asset Renewals	309	\$50.416M	\$21.626M	\$10.683M	\$18.107M
Corporate Overhead		\$5.500M	\$0.000M	\$1.435M	\$4.065M
Major Projects	11	\$2.279M	\$3.415M	\$0.841M	(\$1.976M)
New/Upgrade Projects	19	\$1.544M	\$0.111M	\$0.055M	\$1.378M
Bridges	4	\$0.250M	\$0.005M	\$0.118M	\$0.127M
Buildings	56	\$10.423M	\$5.743M	\$0.584M	\$4.095M
ICT Renewals	7	\$1.793M	\$1.077M	\$0.159M	\$0.557M
Light'g & Electrical	25	\$2.380M	\$0.349M	\$0.120M	\$1.911M
Park Lands Assets	16	\$0.605M	\$0.751M	\$0.241M	(\$0.387M)
Plant and Fleet	4	\$2.834M	\$2.519M	\$0.578M	(\$0.263M)
Traffic Signal	12	\$2.382M	\$1.413M	\$0.527M	\$0.442M
Transport	98	\$15.065M	\$4.692M	\$5.307M	\$5.066M
Urban Elements	50	\$4.124M	\$0.679M	\$0.264M	\$3.181M
Water Infrastructure	7	\$1.237M	\$0.874M	\$0.453M	(\$0.089M)
Major Projects	27	\$36.386M	\$15.568M	\$12.127M	\$8.691M
New/Upgrade Projects	94	\$13.932M	\$0.941M	\$1.324M	\$11.667M
Total	403	\$100.734M	\$38.136M	\$24.134M	\$38.465M

1. Transport is made up of Roads, Pathways and Kerb and Water Table

2. Plant and Fleet includes Commercial Plant and Fleet

3. Total Project Count: Mixed-Funded projects are only counted once in the total Project Count i.e. they are counted in the sub-totals but not in the Grand Total.

Future Procurement Activities:

19. The following procurement activities are currently being undertaken:
 - 19.1 Bud Lighting Removals & Reinstatements.
 - 19.2 Hindley Street - Cost Consultant, Stakeholder Engagement Lead.
 - 19.3 Hindley Street - Design Services.
 - 19.4 North / South Bikeways.
 - 19.5 Gunson St Streetscape Concept Design.
 - 19.6 Gray Street Streetscape Improvements - Consultancy Services.
 - 19.7 Ward Street Design Services.
 - 19.8 Park 6 Lefevre Park Footpath Renewal.

Future Community Consultation and Engagement Activities:

20. The following community consultation activities and engagement are ongoing or planned.
 - 20.1 Melbourne Street Upgrade - Government of South Australia funded (October 2023).
 - 20.2 Hutt Street - Entry Rejuvenation Community engagement (October 2023).
21. The information provided reflects the first three months of the financial year, future reports will provide more detail in terms of delivery against Council 2023/24 Capital Program.
22. Should Council Members wish to understand the progress of a specific project/s outside of those highlighted the Director, City Services and Associate Director, Infrastructure can be contacted to discuss.

ATTACHMENTS

Attachment A – Capital Works Projects in Focus – September 2023

- END OF REPORT -